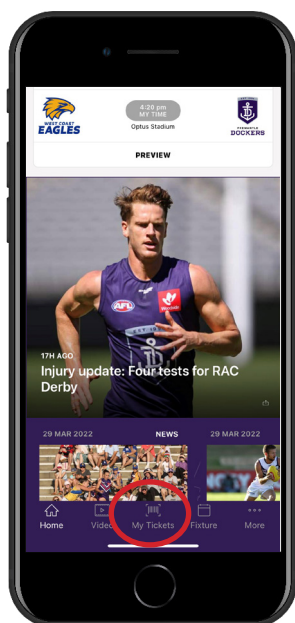


DIGITAL TICKETING: SMART PHONE HOW-TO-GUIDE



STEP 1

Download the Fremantle Dockers Official Club App on your smart phone from the App Store (iPhone) or Google Play Store (Android).



STEP 2

Open the Fremantle Dockers Official Club App and select the 'My Tickets' button at the bottom of the main page.

DIGITAL TICKETING: SMART PHONE HOW-TO-GUIDE

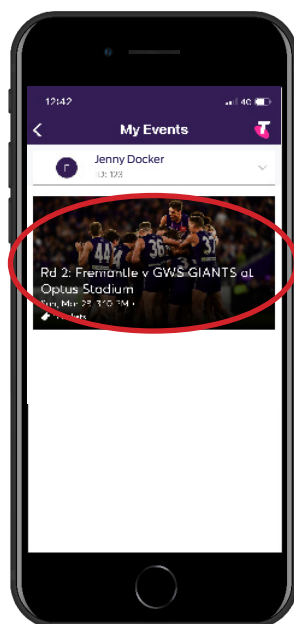


STEP 3

Sign in with your email address and your password.

If prompted to link your Freo and Ticketmaster accounts, please select 'No thanks'.

If you have forgotten your password, enter your email address, tap next and then tap 'Forgot Password' and follow the prompts.

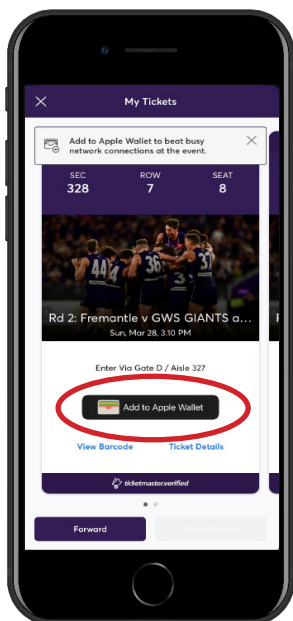


STEP 4

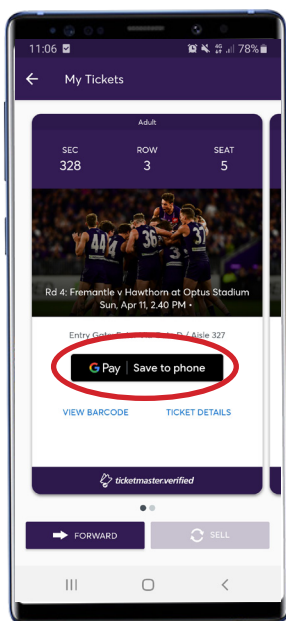
Select your upcoming match.

DIGITAL TICKETING: SMART PHONE HOW-TO-GUIDE

iPhone



Android



STEP 5

You can open, view and scan your barcode to gain entry by selecting 'View Barcode'.

We recommend adding your ticket/s to your Apple Wallet or saving to your Google Pay app to avoid network issues on game-day.

iPhone



Android



STEP 6

On game day, open your Fremantle Dockers Official Club App or Apple Wallet/Google Pay app on your phone, make sure the brightness is turned up and scan your barcode to gain entry to Optus Stadium.