

# FORWARD TICKET/S: SMART PHONE



FREMANTLE  
**DOCKERS**

## FORWARD TICKET/S: SMART PHONE HOW-TO-GUIDE

---

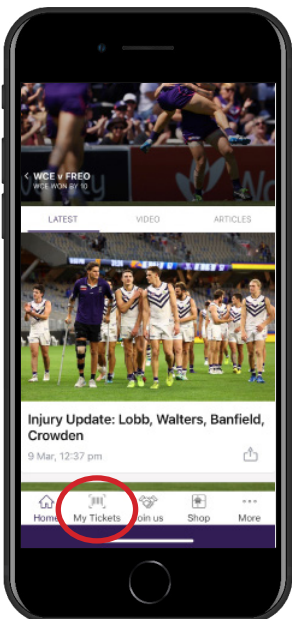
### STEP 1

Download the Fremantle Dockers Official Club App on your smart phone from the App Store (iPhone) or Google Play Store (Android).




### STEP 2

Open the Fremantle Dockers Official Club App and select the 'My Tickets' button at the bottom of the main page.



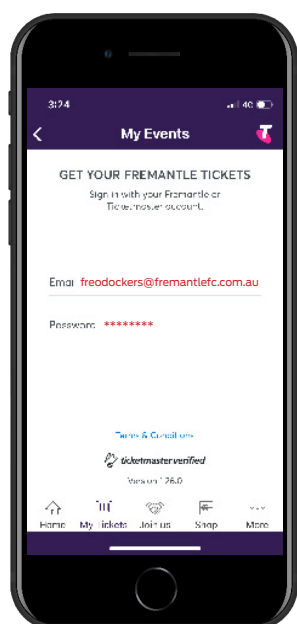
## FORWARD TICKET/S: SMART PHONE HOW-TO-GUIDE

---



### STEP 3

Select 'Manage My Digital Tickets'.



### STEP 4

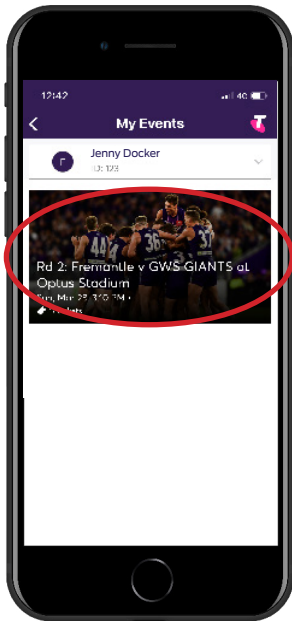
Sign in with your email address and your password.

*If you have forgotten your password, enter your primary contact email address, tap next and then tap 'Forgot Password' and follow the prompts.*



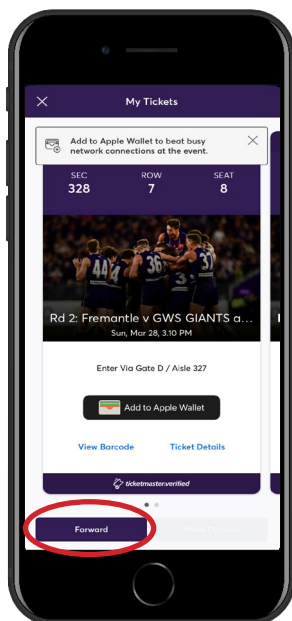
## FORWARD TICKET/S: SMART PHONE HOW-TO-GUIDE

---



### STEP 5

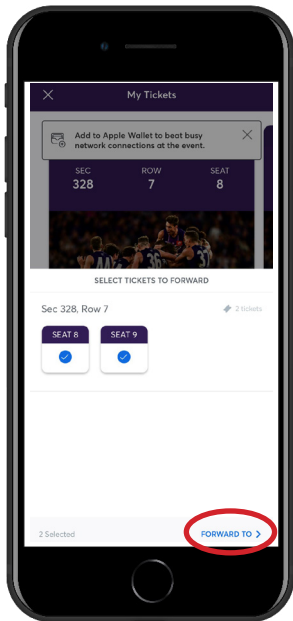
Select your upcoming match.



### STEP 6

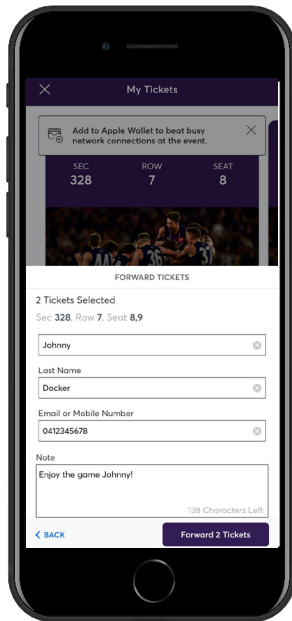
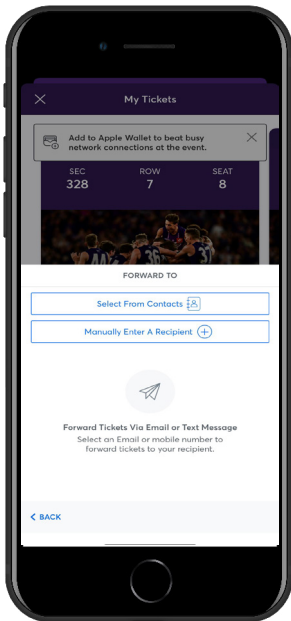
Tap the 'Forward' button at the bottom of the screen.

## FORWARD TICKET/S: SMART PHONE HOW-TO-GUIDE



### STEP 7

Select the seat/s that you wish to forward and then 'Forward To'.



### STEP 8

Select someone from your contacts or manually enter the recipients details to forward your ticket/s.

You can send by either email address or mobile number, we recommend sending by mobile number.